

## TABLE OF CONTENTS

### PAGE 02

ATHENA WEB QUERY:  
FREQUENCIES OF STOP  
SERVICES NOW DISPLAYED

---

### PAGE 03

- CSV EXPORT NOW AVAILABLE FOR REPORTING TRIPS
  - EXPORT INFORMATION FROM THE STOPS ON RUN CARD
- 

### PAGE 04

- STORE THE RESULTS OF THE 5 MOST RECENT FILES WITHIN SDI
  - BULK NO-RIDER BUTTON NOW AVAILABLE IN STUDENT IMPORT
- 

### PAGE 05

CHANGE DISPLAY IN RUNS  
AND ROUTES DATA  
MANAGEMENT MODULES

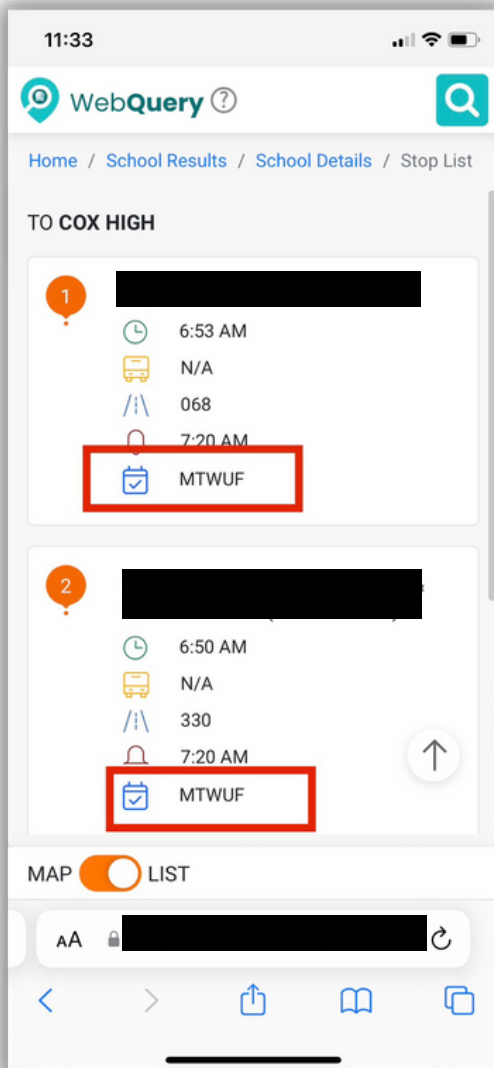


These Release Notes provide brief summaries of the new features that are being rolled out with the introduction of Athena 1.60.

To best understand how these features work independently within Athena, we recommend you review the linked Training Resource Guides.

- [Student Import & Address Matching Training Resource Guide](#)
- [Reporting Training Resource Guide](#)
- [Run Covers Training Resource Guide](#)
- [Runs in Data Management Training Resource Guide](#)

WebQuery is a web-based solution that allows parents the ability to access student ridership information independent of district staff, saving school districts time and leaving parents more informed of their student's transportation needs. Because WebQuery is integrated with Edulog's Routing and Planning system, you can be sure that the information being shared with users is accurate and up-to-date.



With the rollout of Athena 1.60, the Web Query application is seeing improvements with the integration of stop service frequencies included within the available stop list.

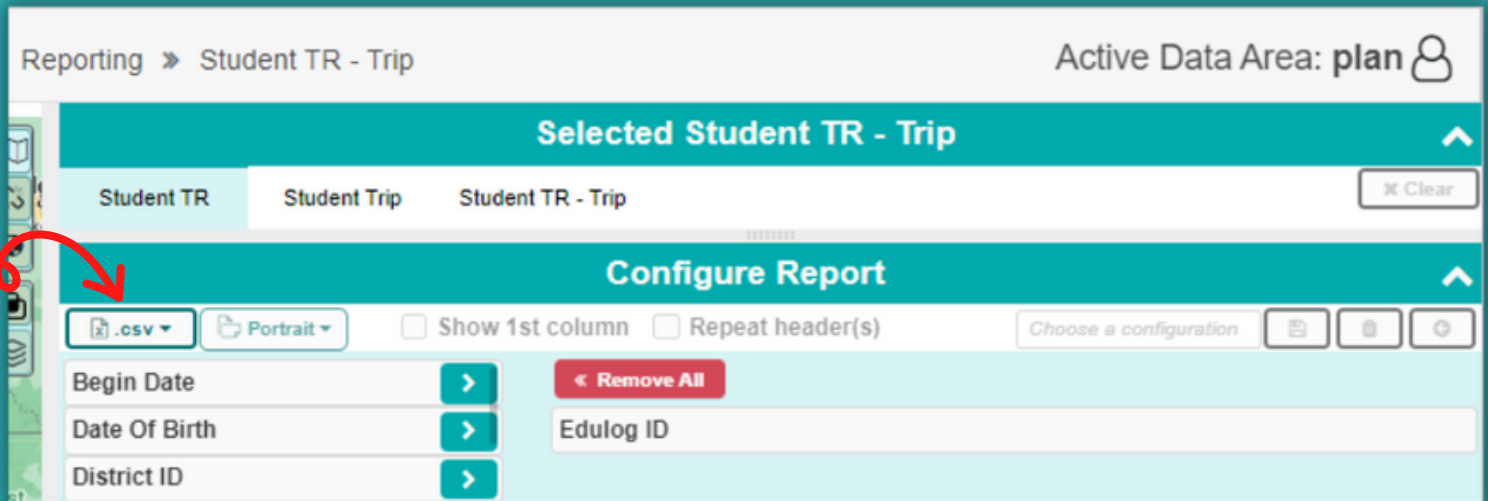
This allows parents the ability to make informed choices on what the best stop for their student would be when considering location, time, and frequency.

# ATHENA WEB QUERY

**FREQUENCY OF  
STOP SERVICES  
NOW DISPLAYED**

# CSV EXPORT NOW AVAILABLE FOR REPORTING TRIPS

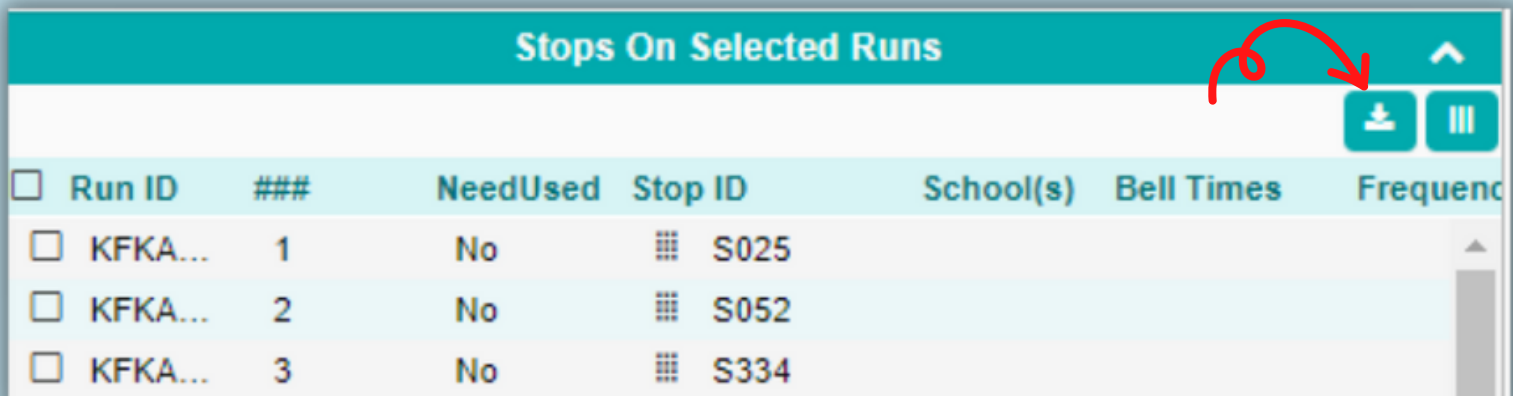
Prior to the 1.60 upgrade, clients were only able to export pdf reports in the Reporting Student-Trips Module. Now clients will find the ability to export both pdf and csv reports for Reporting Trips.



[LINKED GUIDE](#)

# EXPORT INFORMATION FROM THE STOPS ON RUN CARD

Users are now able to export a csv file from the Stops on Run card both within the Run Masters and Run Covers layer.



[LINKED GUIDE](#)

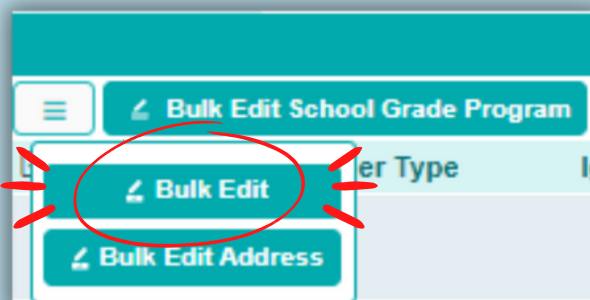
# STORE THE RESULTS OF THE 5 MOST RECENT FILES WITHIN SDI

Within the Student Data Import module, users can now access and download the 5 most recent files imported into Athena. Simply re-download the file of your choosing found within the "Import History" function of the module.

tus	Progress	Import Mode	Sandbox	Importable Rec...	Import L...
anceled	859/859 (100.0%)	Manual Intera...	stuimp...		
anceled	322/859 (37.5%)	Manual Batch	stuimp...	Any geolocati...	
anceled	6773/6838 (99.0%)	Manual Batch	stuimp...	Validated geol...	
artially Impor...	1195/1203 (99.3%)	Manual Intera...	plan		
anceled	737/1084 (68.0%)	Manual Intera...	plan		
anceled	742/742 (100.0%)	Manual Intera...	plan		
anceled	738/742 (99.5%)	Manual Intera...	plan		
anceled	738/742 (99.5%)	Manual Intera...	plan		
anceled	1/742 (0.1%)	Manual Intera...	plan		

## BULK NO-RIDER BUTTON NOW AVAILABLE IN STUDENT IMPORT

Athena users are now able to flag multiple students as a non-rider within the Student Import Module, utilizing the "Bulk Edit" tool located in the hamburger drop down within the Selected Students card.



**Bulk Edit**

No-rider  
True

Ignore Import

Save Cancel



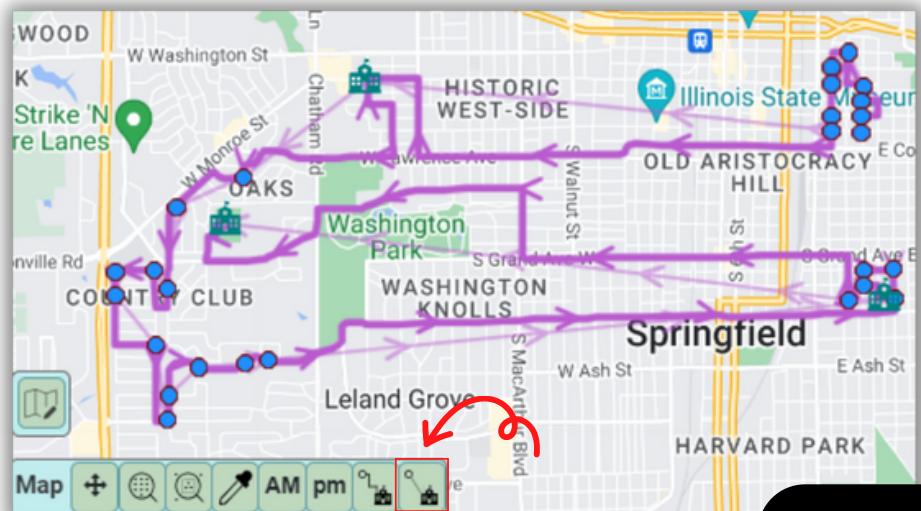
# CHANGE DISPLAY IN RUNS AND ROUTES DATA MANAGEMENT MODULES

In previous versions of Athena, when selecting a run or route, and enabling the paths view within the Data Management Modules, the user would see the run/route path layered on top of the crows flight view.

With the rollout of Athena 1.60 clients are now able to view the crows flight and paths view of a run/route separately in an effort to declutter the map display.



The user will additionally see a new tool within the map panel to "Turn Run Lines On", should the user choose to display both the crows flight and run paths view simultaneously.



[LINKED GUIDE](#)