

ATHENA 1.63

RELEASE NOTES



The Athena Release Notes provide brief and easily digestible summaries of the newest features rolled out with each software update in Athena. Within this version, clients can visit with updates concerning their daily workflows for both Routing Management and Time and Attendance.

TABLE OF CONTENTS

1

ROUTING MANAGEMENT FEATURES

03 [Manually Draw a Direction Override](#)

04 [Schedule a Report in Advance with Student Trip Reporting Module](#)

04 [Sort CSV Reports within Athena](#)

05 [Create Direction Overrides on Deadheads](#)

05 [Import External List of Records into the Search Tray](#)

2


TIME AND ATTENDANCE FEATURES

06 [Audit Logs Included in Absence Records Module](#)

3

INDEX: LINKED GUIDES

07



MANUALLY DRAW A DIRECTION OVERRIDE

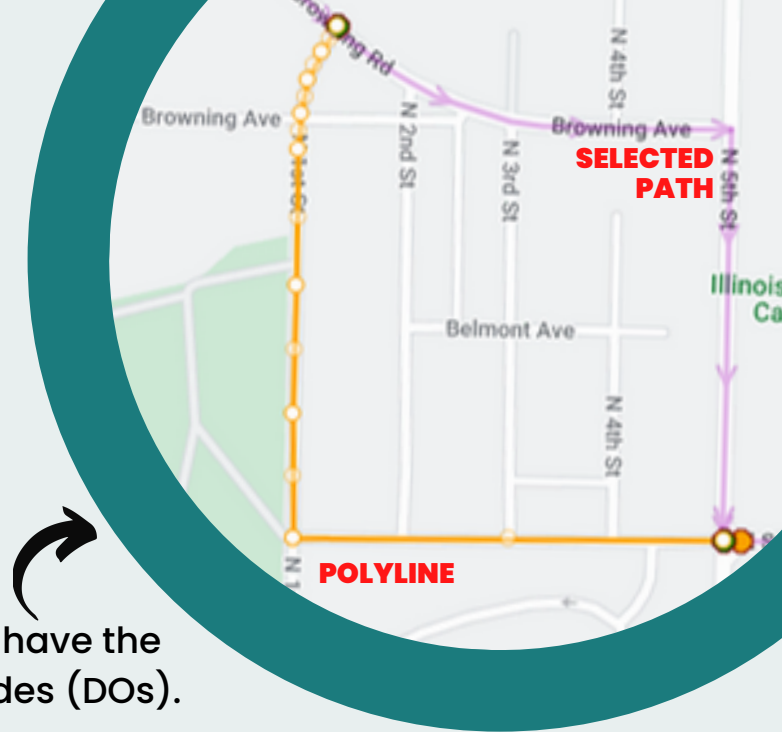
Choose the Directions override type

Please select the type of Override

MANUAL

REGULAR

Cancel



With the 1.63 Athena upgrade, users now have the ability to manually draw Direction Overrides (DOs).

Users will be prompted upon initiating the creation of the DO to select the type. Selecting “MANUAL” will prompt the user to place two markers for the start and end of the Direction Override. Following their placement, the user will see an editable polyline (orange segment) layered on top of the selected path. This orange polyline is able to be moved to encompass the new path the user would like to see the Direction Override follow.

Refer to the upper-right image to see the edited polyline.

Upon completing the drawing of the Directional Override, the user will be prompted to move into the “Manual Override” window to complete the design of the new DO.

Within this window, the user will add tailored instructions for the new segment(s), as well as determine the speed of travel the bus will be taking upon the creation of the new DO.

Please review the linked guide to familiarize yourself with the best practices when employing this feature.

Manual Override

Select direction, fill instructions and bus speed :

Instruction

Turn right down N 1st St

Distance (Mile)

0.31

Speed (25 Mi/H)

Duration

45s

SCHEDULE A REPORT IN ADVANCE WITH STUDENT TRIP REPORTING MODULE

With the 1.63 Athena upgrade, users now have the ability to build a reporting schedule, automating the reporting process, and ensuring your reports are regularly being exported in the event of vacations or absences.

Edit Schedule

Schedule

One Time

Daily

Day(s) of the Week

Start Date * 02/06/2024

Scheduled Time * 04:00 PM

End Date 02/09/2024

Repeat every * 1 day(s)

Filter Condition * Test

Configure Report * MI Test

Cancel Save



SORT CSV REPORTS WITHIN ATHENA

Users can now define a sort order for CSV reports within all Athena Reporting modules.

Selected Student TR - Trip

Student TR - Trip Student TR Student Trip

Scheduled .csv Portrait Choose a configuration

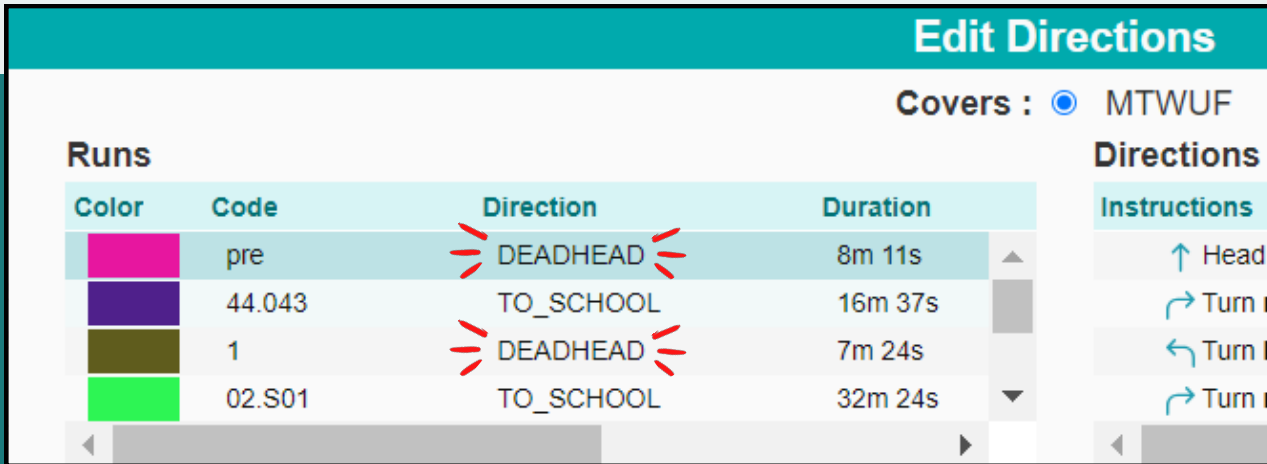
Show 1st column Repeat header(s)





Remove All

	Sort Order
Edulog ID	1
Begin Date	2
Address	1
District ID	2

CREATE DIRECTION OVERRIDES ON DEADHEADS

Direction Overrides (DOs) allow users to create directional changes to your runs and routes in the event of construction or other temporary hazards. With the Upgrade to Athena 1.63, users are now able to create Directional Overrides to the pre and post deadhead path of a route. Please review the linked guide to familiarize yourself with the best practices when employing this feature.



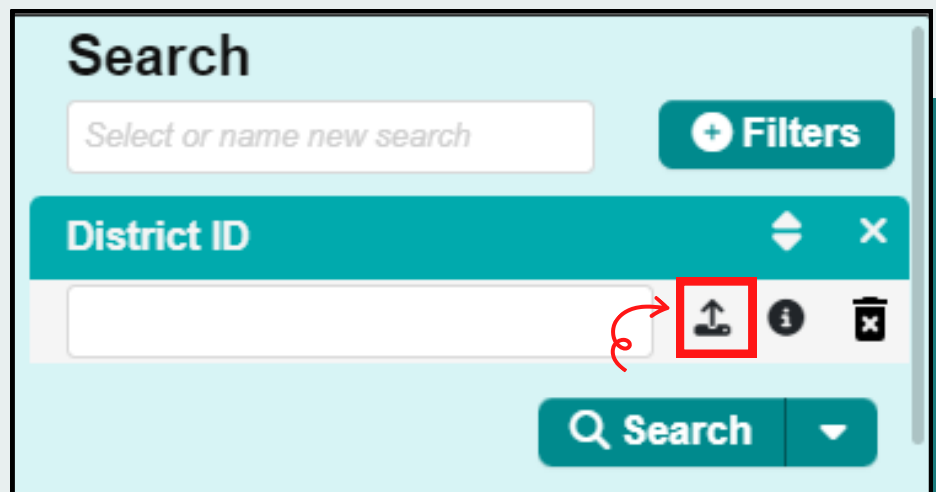
Edit Directions				
Covers : <input checked="" type="radio"/> MTWUF				
Runs				Directions
Color	Code	Direction	Duration	Instructions
	pre	DEADHEAD	8m 11s	↑ Head
	44.043	TO_SCHOOL	16m 37s	↪ Turn r
	1	DEADHEAD	7m 24s	↩ Turn l
	02.S01	TO_SCHOOL	32m 24s	↪ Turn r

[LINKED GUIDE](#)



IMPORT EXTERNAL LIST OF RECORDS INTO THE SEARCH TRAY

Clients are now able to import an external list of data through all Athena search filters, allowing users the ability to quickly view specific data that needs to be immediately addressed. The workflow prior to the inclusion of this tool required users to employ various filters to query for the same information individually.



[LINKED GUIDE](#)

Time and Attendance Features

Athena Time and Attendance allows users to better organize time and attendance needs, including the management of employees, exporting payroll documentation and the creation of various records for employee needs.

.....

AUDIT LOGS INCLUDED IN ABSENCE RECORDS MODULE

With the 1.63 upgrade, comes the inclusion of audit logs within the Absence Records Module of Athena Time and Attendance.

Following any user's creation, update, or deletion of an A-record, the "Created/Updated By" and "Created/Updated Time" fields will update to display the user's email, as well as include the date and time stamp of the changes made.

The screenshot displays the 'Absence Record' interface. At the top, there are tabs for 'Absence Record' and 'Calendar'. Below this is a teal header for 'Absences' with a dropdown arrow. A toolbar contains buttons for 'Send Message', 'Delete', 'Clear', 'Bulk Edit', 'Export', and 'Columns'. A table lists absence records with columns: 'Absence ID', 'Status', 'Created/Updated By', and 'Created/Updated Time'. One record (ID 22269, Status 'Approved') is highlighted in orange, with its 'Created/Updated By' and 'Created/Updated Time' fields enclosed in a red box. Below the table are sections for 'Dates' and 'History Detail'. The 'History Detail' section has a 'Close' button and a 'Columns' button. It shows a table with columns: 'Absence ID', 'Status', 'Created/Updated By', and 'Created/Updated Time'. A record (ID 22269, Status 'Initial entry') is highlighted, with its 'Created/Updated By' and 'Created/Updated Time' fields enclosed in a red box.

Absence ID	Status	Created/Updated By	Created/Updated Time
22269	Approved	[Redacted]@ucps.k12.n...	12/05/2023 11:23 AM

Absence ID	Status	Created/Updated By	Created/Updated Time
22269	Initial entry	[Redacted]@ucps.k12.nc.us	11/29/2023 05:18 PM



INDEX: LINKED TRAINING RESOURCE GUIDES

1

ATHENA ROUTING MANAGEMENT GUIDES

[Athena Reporting Training Resource Guide](#)

[Athena Interface Tour Training Resource Guide](#)

[Athena Direction Override Training Resource Guide](#)

2

ATHENA TIME AND ATTENDANCE GUIDES

[Athena Absence Records Training Resource Guide](#)