

# ATHENA 1.65

# RELEASE NOTES



The Athena Release Notes provide brief and easily digestible summaries of the newest features rolled out with each software update in Athena. Within this version, clients can visit with updates concerning their daily workflows for both Routing Management and Time and Attendance.

# TABLE OF CONTENTS

1

## ROUTING MANAGEMENT FEATURES

04

Display Walk Path, Unrestricted Walk Path, and Drive Path

Enhanced Operative Itinerary Window

---

05

Landmark Stop Exclusions Available in Feet

Delete Shape Nodes with SHIFT+RIGHT CLICK

---

06

Updated Tooltip for DELETE Button

Enhanced Warning Messages for OPT Features

2

## TIME AND ATTENDANCE FEATURES

07


Archive Pay Period Definitions

Performance Improvements

3


## CORRECTED SOFTWARE DEFECTS

08



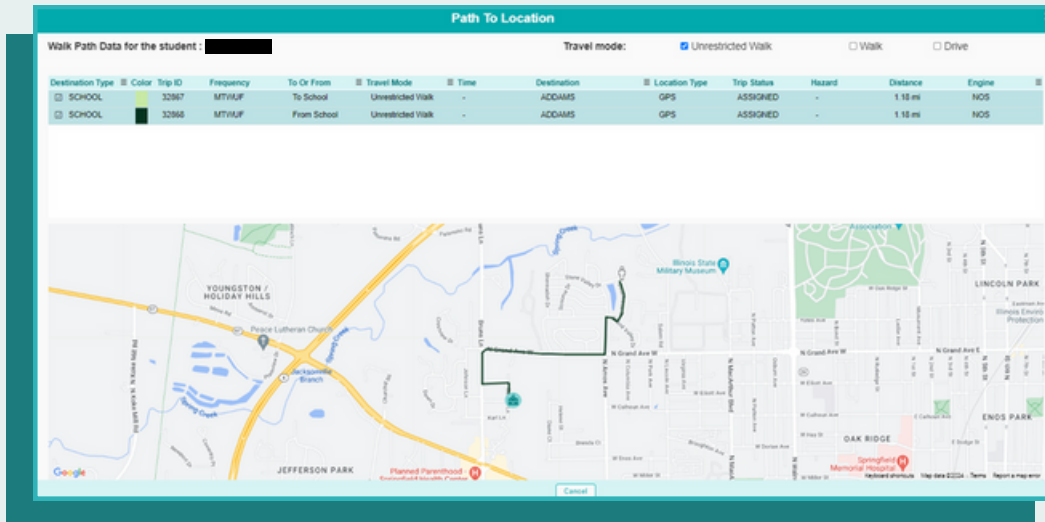
**EDUCATION LOGISTICS, INC.**

- • • • CONFIDENTIAL INFORMATION. DO NOT
- • • • COMMUNICATE, DISCLOSE OR MAKE
- • • • AVAILABLE ALL OR ANY PART OF THIS
- • • • DOCUMENT WITHOUT PERMISSION.



# DISPLAY WALK PATH, UNRESTRICTED WALK PATH, AND DRIVE PATH

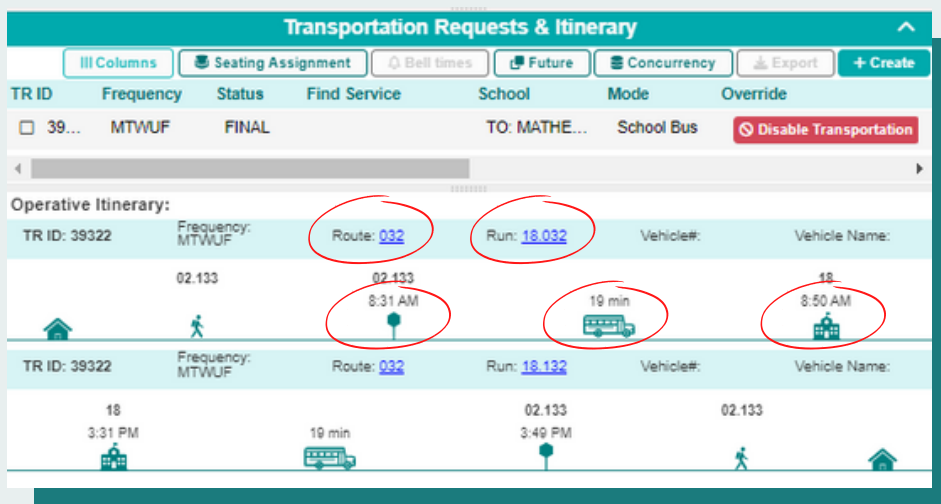
The new “Path to Location” button in the 1.65 release gives users the ability to calculate and display the shortest walk path, unrestricted walk path (ignores all hazard restrictions in the map), and/or drive path to school along the street network.



[LINKED GUIDE](#)

## ENHANCED OPERATIVE ITINERARY WINDOW

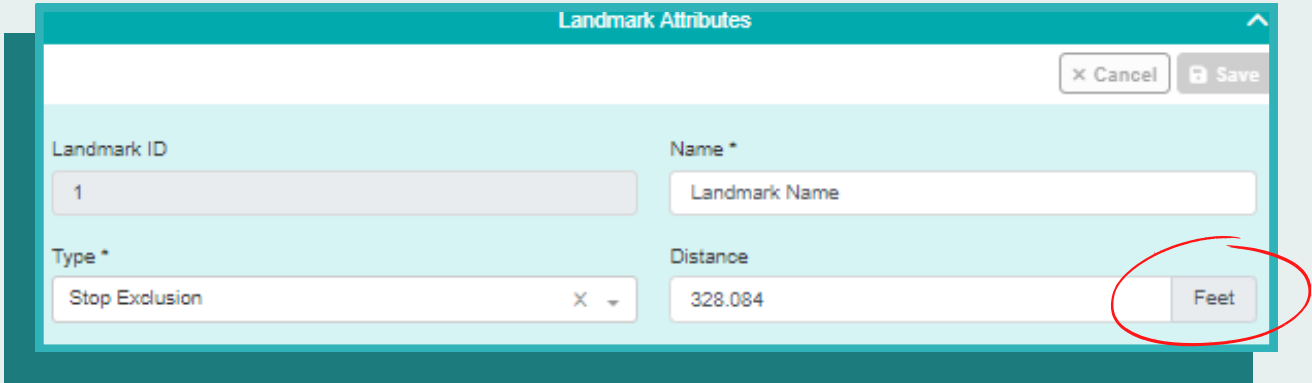
The new enhanced operative itinerary window within the “Transportation Requests & Itinerary” card in Data Management>Students now allows users to click interactive icons or links and be redirected to that particular record in its corresponding Data Management tab. For example, clicking on the School icon will direct the user to the record of that school in Data Management>Schools, clicking on the Run ID link will direct them to that Run’s record in Data Management>Runs, and so on.



[LINKED GUIDE](#)

# LANDMARK STOP EXCLUSIONS AVAILABLE IN FEET

Within Mapping > Landmarks, the user will now be able to set Stop Exclusion distances in feet. In previous versions, only Stop Exclusion distances in meters were available. The unit (meter/feet) is set based on the Tenant Configuration in Landmark Module

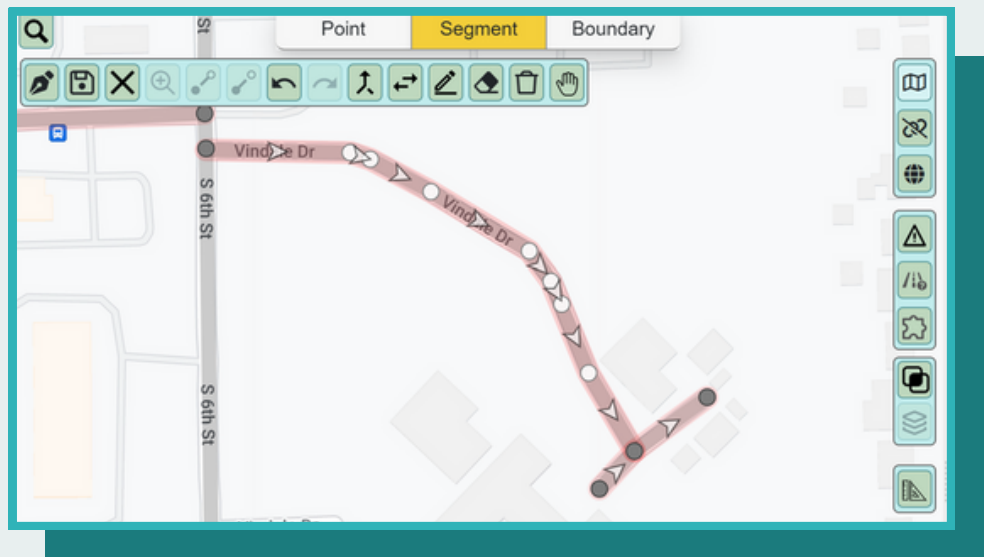


The screenshot shows the 'Landmark Attributes' form. The 'Landmark ID' field contains '1'. The 'Name \*' field contains 'Landmark Name'. The 'Type \*' dropdown is set to 'Stop Exclusion'. The 'Distance' field contains '328.084'. The unit dropdown menu is open, showing 'Feet' selected and circled in red. The form has 'Cancel' and 'Save' buttons at the top right.



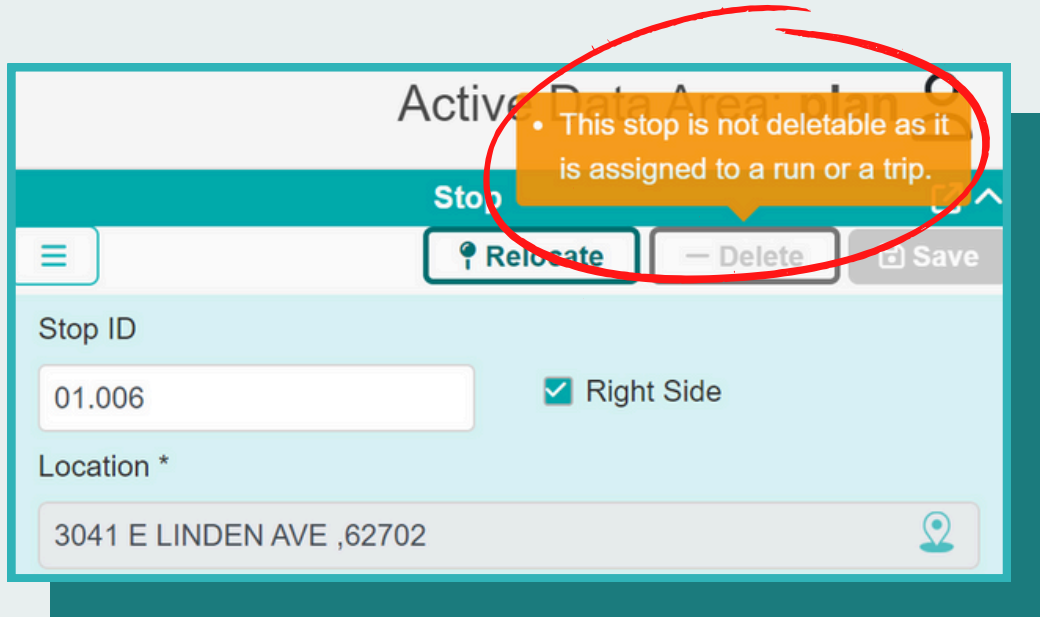
## DELETE SHAPE NODES WITH SHIFT + RIGHT CLICK

The 1.65 release will give the user more control in managing their map with the ability to manually remove shape nodes in Geocode Editor. By holding the shift button and right-clicking on your mouse, shape nodes will be deleted, as needed.



# UPDATED TOOLTIP FOR DELETE BUTTON

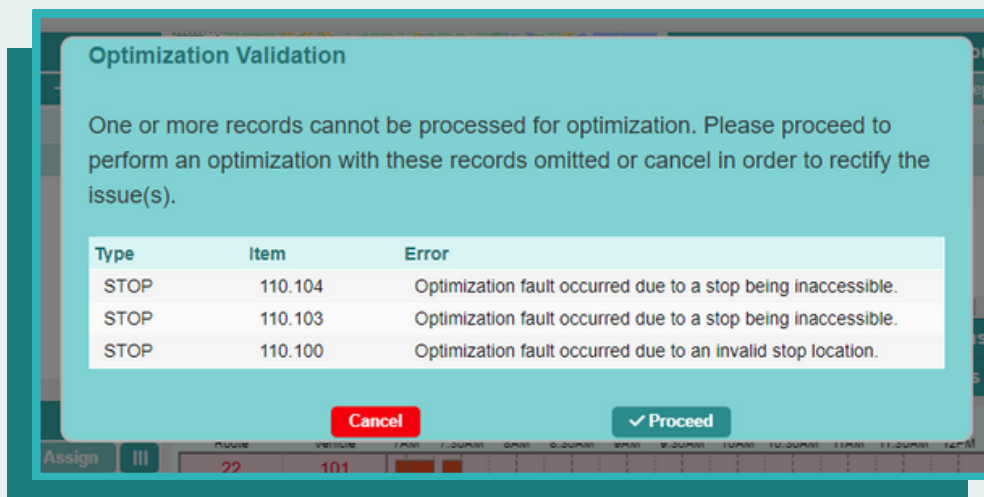
In DM>Stops, the tooltip seen when hovering over the Delete button now provides a more descriptive explanation of why a stop is unable to be deleted and why the Delete button is disabled.



[LINKED GUIDE](#)

# ENHANCED WARNING MESSAGES FOR OPT FEATURES

When using the Route Improve, Route Build, Route Belltime, Run Assign, Run Resequence, or Run Vehicle Opt features, enhanced warning messaging included in the 1.65 release will clearly state the issue and identify data causing the potential problem.

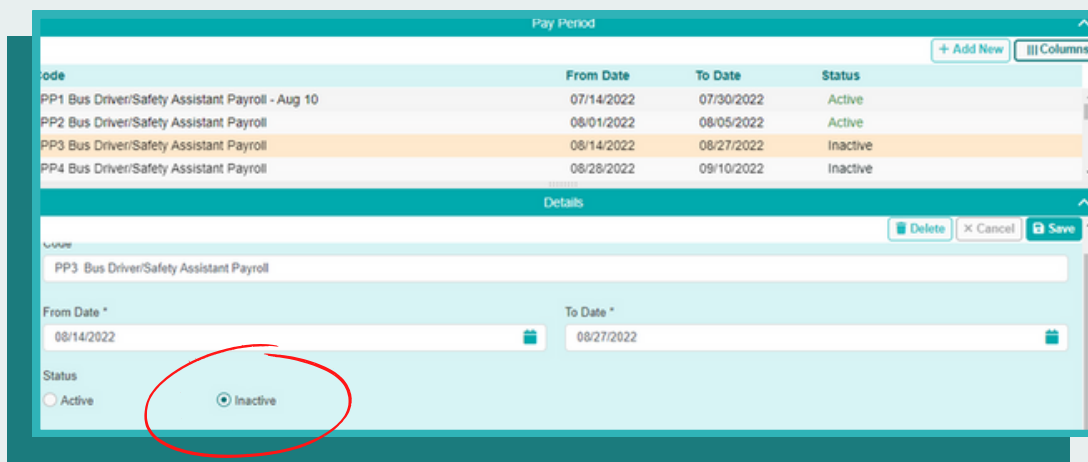


# Time and Attendance Features

Athena Time and Attendance allows users to better organize time and attendance needs, including the management of employees, exporting payroll documentation and the creation of various records for employee needs.

## Archive Pay Period Definitions

With the 1.65 release, the user will now be able to archive past pay periods. By archiving inactive pay periods, the user will be able to reduce clutter by being given the option to work only with active pay periods, if they wish.



## PERFORMANCE IMPROVEMENTS

1.65 will provide enhanced performance within Time & Attendance, allowing users to process more payroll exports in less time.



# Corrected Software Defects

With every Athena release, Edulog is committed to identifying and correcting software defects from previous versions in order to continually improve user experience. For additional information regarding specific software revisions, please reach out to your Athena Service Provider and reference the corresponding number below.

.....

## Routing Management

Stops Relocated in DM>Runs Now Being Reflected Instantaneously in DM>Stops

Dash displays in Hazard column for Unrestricted Walk and Drive Travel Modes in Path to Location Window

Detailed Error Message when creating a school on a no-travel or stop exclusion segment

Input Instruction Override assignments next to a NT Gap.

Walk path and walk distances calculated to closest Location-of-Interest (LOI) for each school

Place waypoints between two schools on a PM multi-school run

Full route names being displayed in RPO > Routes confirmation windows

## Time & Attendance

System displays all errors when user exports payroll using "select all" checkbox

Displayed data in Payroll Records matches search criteria

Selected P-record retained after switching payroll tabs

Bulk edit multiple records with Zero Punch Issue Codes

Reference  
Number

EF-5224

EF-5589

EF-5396

EF-5482

EF-5661

EP-8205

EP-8427

.....

TCP-12656

TCP-12669

TCP-12686

TCP-12686





## INDEX: LINKED TRAINING RESOURCE GUIDES

1

### ATHENA ROUTING MANAGEMENT GUIDES

[Athena Students Training Resource Guide](#)

[Athena Stops Training Resource Guide](#)

[Athena Mapping: Geocode Editor Segment and Point Training Resource Guide](#)

2

### ATHENA TIME & ATTENDANCE GUIDES

[Athena Time & Attendance: Employees Training Resource Guide](#)